

# G2 SERIES 1.5-1.8 t

## Three phase AC type motor technology

- Three phase AC type motor control on travelling, lifting and steering
- Good acceleration
- Fast and sensitive respond on travel direction shifting
- Free from maintenance motor without carbon brush having long service life and low maintenance cost
- Energy regenerating during deceleration extending operation hours

## Newly designed hydraulic system

- Newly designed hydraulic system with high working efficiency
- High power lifting motor
- MOSTET lifting speed governing electric controller
- New type low noisy gear pump, high efficiency and long life

## Optimized intelligent design

- CAN bus technology
- Parking brake on slope
- Operation sequence protection
- Travelling speed control
- Lifting speed control
- Electric controller self protection
- Dead-man footswitch traction interlock

## Advanced EPS electric powered steering



- EPS electric power steering offering easy, flexible, high efficient and mute operation
- Steering motor controller
- Automatic centering function
- Automatic limit on speed and accelerated speed when steering

## Easy operated thumb switch

- To control travelling functions
- Clear operating units

## Five independent braking systems

- Automatic braking when accelerator lever is released
- Emergency brake activated by releasing foot switch
- Parking brake activated by pressing button on the panel
- Automatic hold-on brake
- Emergency Isolator



## Comfort cab

- The driver's body is fully protected within the truck contours
- Padded waist, head and arm supports
- Easy reach to important operation

## Displayer

- High quality meter displaying important operating data
- 180° steering angle position display
- Display of battery power and fault code
- Travelling mode selection
- Lifting lock indication
- Hour meter
- Labor hour display

## Wide view mast

- Good view when loaded
- Integral sideshifter
- High residual load capacity at high lift height
- Buffering during lifting and lowering
- Buffering on lifting and lowering limit
- Buffering on mast moving forward and backward limit

## Overhead guard

- Overhead guard support for improved operator protection and enhanced visibility to the load
- Fence on top of the overhead guard offering driver wide view
- Beveled view angle design with front ring beam meeting humanized requirements

## HELI smart fleet management system (optional)

- Vehicle positioning
- Remote diagnosis
- Remote monitoring
- Maintenance reminder
- Battery management
- Statistical form
- Vehicle management
- Identification recognition (optional)
- Weight management (optional)
- Collision management (optional)



## Standard configuration

- AC travelling motor
- AC Lifting motor
- AC steering motor
- Electrical brake
- DC/DC converter
- Low noisy gear pump
- Control valve(four throw)
- 3200mm two-stage mast
- Integral sideshifter
- Standard fork
- Backrest
- Polyurethane tyre
- LED meter
- Front working light
- Vertical battery change
- Warning light
- Rearview mirror
- Blue spotlight
- Mechanical lever operation
- Thumb switch operation
- Fork tilting

## Optional device

- Three-stage full free lift mast
- Two-stage mast(other lifting height)
- Fork with other length
- Fork extension
- Monitoring system
- Other battery
- Battery charger
- Alternative colour schemes
- Battery on rollers for rapid side battery change
- Lifting height pre-selector\*
- Electronic control handle\*

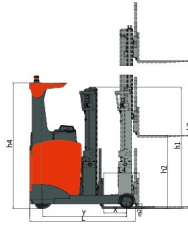
\* Only to the reach truck that configuration number is GD2R



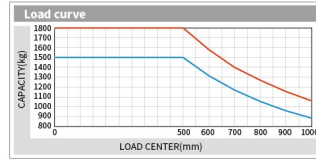
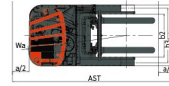
Manufacturer's Data and Design Characteristics

Character		HELI			
Model		CQD15		CQD18	
1.01	Manufacturer				
1.02	Model				
1.03	Configuration number	GD2R	GE2R	GD2R	GE2R
1.04	Load capacity	Q kg	1500	1800	
1.05	Load center distance	C mm	500		
1.06	Power mode	Battery			
1.07	Driving mode	Stand-on			
1.08	Wheel base	Y mm	1335	1500	
Tyre					
2.01	Tyre type	Polyurethane			
2.02	Wheel number, drive/caster/load(X-drive wheel)	1x/2/1			
2.03	Track Width, load	b3 mm	976		
2.04	Wheel size, load	mm	ø254x114		
2.05	Wheel size, drive	mm	ø330x114		
2.06	Wheel size, caster	mm	ø178x76		
Size					
3.01	Lift height	h3 mm	3200	3200	
3.02	Free lift	h2 mm	115	115	
3.03	Mast height, lowered	h1 mm	2355	2355	
3.04	Fork size, thickness/width/length	s/e/l mm	35x100x920		
3.05	Fork adjusting width	mm	200~628	200~628	
3.06	Fork sideshifting	mm	±55	±55	
3.07	Truck body length(fork excluded)	L mm	1721	1886	
3.08	Truck body width	b1 mm	1090	1090	
3.09	Distance between support arms	b2 mm	772	772	
3.10	Reach distance	l4 mm	550	635	
3.11	Height of overhead guard	h4 mm	2250	2250	
3.12	Ground clearance, below mast	m2 mm	80	80	
3.13	Turning radius	Wa mm	1615	1775	
3.14	Distance from fork front tip to center of load wheel	X mm	329	414	
3.15	Aisle width with pallet 1100Lx1100W, clearance 200	Ast mm	2760	2855	
3.16	Aisle width with pallet 1000Lx1100W, clearance 200	Ast mm	2680	2775	
Performance					
4.01	Travelling speed, with/without load	km/h	10/10.5	10/10.5	
4.02	Lifting speed, with/without load	m/s	0.31/0.5	0.3/0.5	
4.03	Lowering speed, with/without load	m/s	0.5/0.5	0.5/0.5	
4.04	Reach speed, with/without load	m/s	0.11/0.11	0.11/0.11	
4.05	Maximum climbing ability, with/without load	%	10/15	10/15	
Weight					
5.01	Total weight(with battery)	kg	2595	2645	
Battery					
6.01	Battery voltage/capacity k5	V/Ah	48/345	48/360	
6.02	Battery weight	kg	630	675	
6.03	Battery box dimension	mm	1020x359x629	1020x439x629	
Motor and controller					
7.01	Drive motor power	kw	5	5	
7.02	Lifting motor power	kw	10	10	
7.03	Steering motor power	kw	0.6	0.6	
7.04	Type of driving control	MOSTET/AC			
7.05	Type of lifting control	MOSTET/AC			
7.06	Type of steering control	MOSTET/AC			
7.07	Transmission box	HELI special transmission box			
7.08	Service brake	Electrical			
7.09	Hydraulic system working pressure	Mpa	16.5	18.5	

NOTE: Detailed information about battery, please contact our salesman or engineer.



AST: Right angle stacking aisle width  
a: Clearance a=200mm



1.5 t 1.8 t

Note: The vertical axis stands for load capacity and the horizontal axis stands for load center which is calculated from the front surface of the forks to the gravity of the standard load. The standard load means a cubic with 1000mm edge length. When mast is tilted forward, using non-standard forks or loading large goods, the load capacity will be reduced. The load capacity of standard mast at different load center can be known from this load chart.



RENEWABLE ENERGY TECHNOLOGIES

With the use of AC controlling renewable energy technologies, the forklift is more energy-saving and the working hour of the battery is extended by 15%.

15%

WIDE VIEW FULL FREE 3-STAGE MAST

Mast model	Lifting height h3 (mm)		Free lifting height h2 (mm)		Mast height h1, lowered (mm)		Load capacity (kg)		Fork tilt angle (front/rear)/β
	CQD15	CQD18	CQD15	CQD18	CQD15	CQD18	CQD15	CQD18	
ZSM460	4600	4600	1280	1280	2319	2319	1400	1700	2°/4°
ZSM480	4800	4800	1340	1340	2386	2386	1400	1700	2°/4°
ZSM540	5400	5400	1540	1540	2586	2586	1250	1450	2°/4°
ZSM570	5700	5700	1640	1640	2686	2686	1150	1350	2°/4°
ZSM600	6000	6000	1740	1740	2786	2786	1050	1250	2°/4°
ZSM630	6300	6300	1840	1840	2886	2886	950	1150	2°/4°
ZSM650	6500	6500	1905	1905	2953	2953	850	1050	2°/4°
ZSM675	6750	6750	1940	1940	2987	2987	750	950	2°/4°

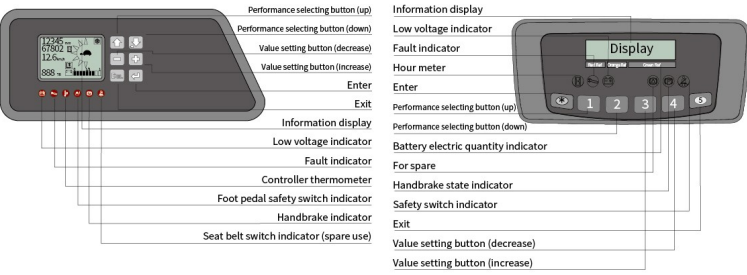
WIDE VIEW MAST

Mast model	Lifting height h3 (mm)		Free lifting height h2 (mm)		Mast height h1, lowered (mm)		Load capacity (kg)		Fork tilt angle (front/rear)/β
	CQD15	CQD18	CQD15	CQD18	CQD15	CQD18	CQD15	CQD18	
M290	2900	2900	115	115	2205	2205	1500	1800	2°/4°
M320	3200	3200	115	115	2355	2355	1500	1800	2°/4°
M360	3600	3600	115	115	2555	2555	1500	1800	2°/4°
M380	3800	3800	115	115	2655	2655	1500	1800	2°/4°
M400	4000	4000	115	115	2755	2755	1500	1800	2°/4°
M420	4200	4200	115	115	2855	2855	1450	1750	2°/4°
M440	4400	4400	115	115	2955	2955	1400	1700	2°/4°
M460	4600	4600	115	115	3055	3055	1400	1700	2°/4°
M500	5000	5000	115	115	3255	3255	1350	1550	2°/4°

HELI

HELI

Reliable special designed instrument



ZAPI high level meter (for GD2R truck model)

ZAPI standard type meter (for GE2R model)

The reliable special instrument gives a complete display of the vital information, like operation status, fault detection, etc. It ensures the operator predominate the vehicle status more intuitive and convenient.

Configuration number	Configuration
GD2R	Solenoid valve
	Thumb switch control hydraulic functions
	ZAPI travelling motor controller
	ZAPI lifting motor controller
	ZAPI steering motor controller
GE2R	Fork tilting
	Manually operated valve
	Mechanical handle control hydraulic functions
	ZAPI travelling motor controller
	ZAPI lifting motor controller
ZAPI steering motor controller	
	Fork tilting



1.5-1.8 t  
G2 SERIES AC ELECTRIC  
REACH TRUCK  
(STAND-ON TYPE)

Fork tilt



ANHUI HELI CO., LTD.  
Add / No.668, FangXing Road, Hefei, China  
Fax / +86-551-63639966

Tel / +86-551-63639068(America); 63639258(Europe);  
63639358(Asia); 63662105(Africa & Middle East);  
63639530(Key Accounts Division); 63662105(Wheel loader)

Catalog: hccat02020 heli11.pdf

www.heliforklift.net

\* Our products are subject to improvements and changes without notice.